



KNUST
Kwame Nkrumah
University Of Science
and Technology, Kumasi

KWAME NKRUMAH UNIVERSITY OF SCIENCE AND TECHNOLOGY



KNUST WELCOMES ALL FRESHERS TO CAMPUS


- 🕒 If you have secured a room at a traditional hall of residence, report straight to the hall with a copy of the receipt of payment.
- 🕒 If you have booked a hostel off-campus, you should report to the hostel with the payment receipt and the booking invoice.
- 🕒 If you do not have accommodation, report to DoSA for assistance in booking a room.

Kwame Nkrumah University of Science and Technology, Kumasi | Leaders In Change

●●● Visit us at  www.knust.edu.gh

✉ uro@knust.edu.gh

Follow KNUST on:





FRESHERS BRING ALONG!


- ▶ Copies of Admission letter
- ▶ Copy of Acceptance letter
- ▶ Room Allocation Slip (Hall of residence)
- ▶ Reference number and PIN
- ▶ Copies of all receipts
- ▶ Passport Pictures
- ▶ Passport/National ID or any form of ID

Kwame Nkrumah University of Science and Technology, Kumasi | Leaders In Change

●●● Visit us at  www.knust.edu.gh

 uro@knust.edu.gh

Follow KNUST on:





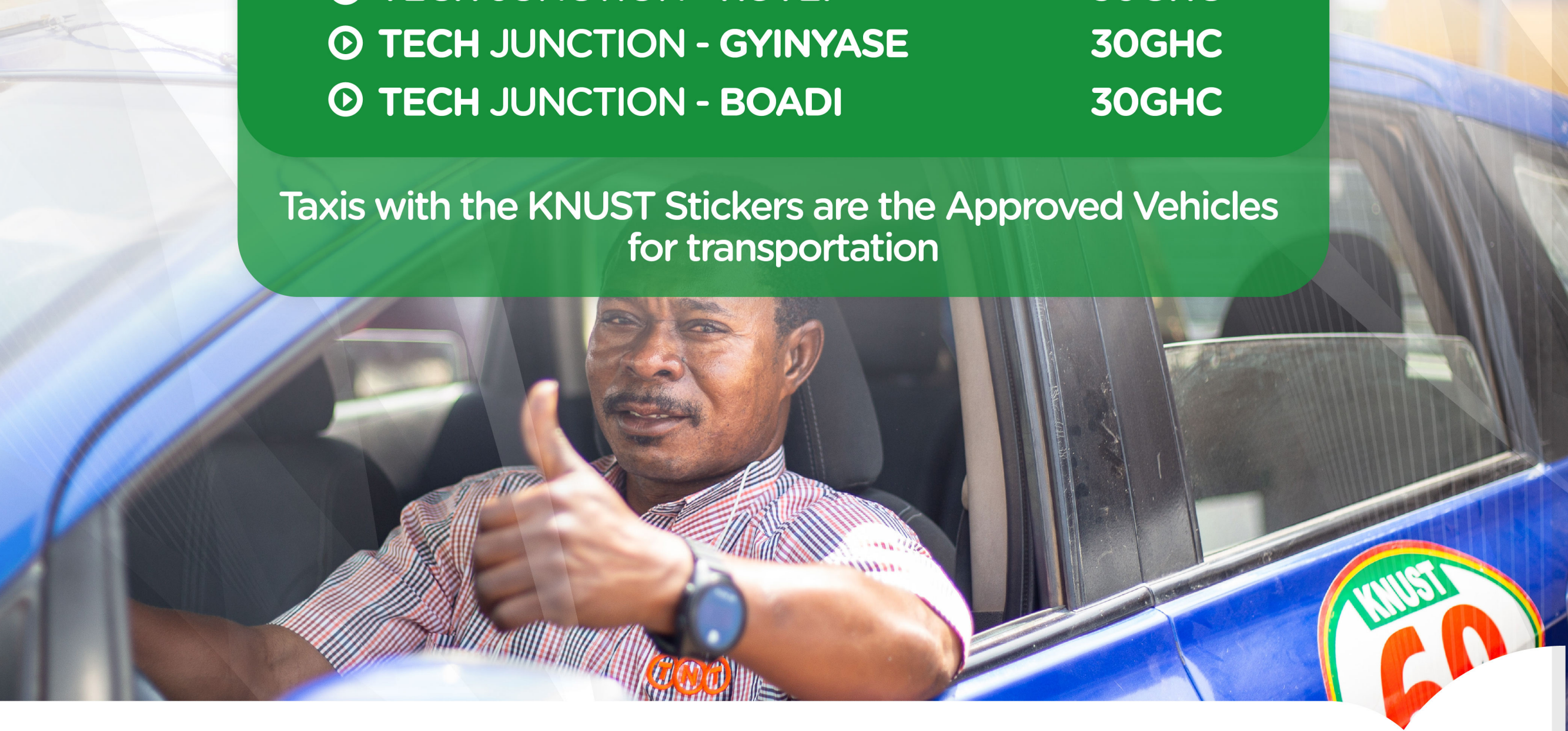
KNUST
Kwame Nkrumah
University of Science
and Technology, Kumasi

Safe Arrival Tips

ARRIVAL FARES DROPPING WITH LUGGAGE

▶ TECH JUNCTION - CAMPUS	20GHC
▶ TECH JUNCTION - AYEDUASE	25GHC
▶ TECH JUNCTION - BOMSO	25GHC
▶ TECH JUNCTION - AHINSAN	25GHC
▶ TECH JUNCTION - KOTEI	30GHC
▶ TECH JUNCTION - GYINYASE	30GHC
▶ TECH JUNCTION - BOADI	30GHC

Taxis with the KNUST Stickers are the Approved Vehicles
for transportation



Kwame Nkrumah University of Science and Technology, Kumasi | Leaders In Change

●●● Visit us at  www.knust.edu.gh

 uro@knust.edu.gh

Follow KNUST on:






The KNUST Security Officers in the blue/brown uniforms will be at vantage points to direct you to your various destinations.

Kwame Nkrumah University of Science and Technology, Kumasi | Leaders In Change

●●● Visit us at  www.knust.edu.gh

 uro@knust.edu.gh

Follow KNUST on:



GENERAL SECURITY PRECAUTIONS ON CAMPUS

1. Always lock your doors even if you will be away for few minutes.
2. Do not keep your door keys under door mats, flowerpots, or any unsafe location. It is better to deposit your keys at the Hall Assistants' lodge for safe keeping.
3. Don't entrust your valuables in the hands of people you do not know.
4. Always walk in pairs or in groups to reduce your vulnerability to attacks.
5. Avoid walking in the dark or near bushy and isolated areas whether well-lit or not.
6. Do not listen to prophecies from strangers as you might be defrauded by them.
7. Avoid talking to strangers or engage them in a conversation. Direct strangers to security officers or a recognised University staff.
8. Always secure your valuables and electronic gadgets eg. jewellery, money, mobile phones, laptops, tablets, etc. before sleeping or going out.
9. Avoid isolated bus stops on and off-campus and board only KNUST campus embossed taxicabs or shuttles to reduce your vulnerability to attacks.
10. If not sure of the identity of the driver and passengers on board in commercial, ride-hailing vehicles and taxicabs, decline the service.
11. Always keep your valuables intact in your bag or wallet and hold them throughout the journey when on board vehicles.
12. Report all crimes at the Security Offices and seek assistance from any Security Officer near you.

KNUST SECURITY HOTLINES: 0501347350 / 0501347352

GENERAL FIRE SAFETY TIPS ON CAMPUS

In all cases of fire:

1. Inform the KNUST Fire Service without delay. on Tel: 0322392292.
 2. Switch 'OFF' electricity supply to the premises (if possible).
 3. Fight the Fire with fire extinguishers installed. (if possible).
 4. Close all doors and windows and evacuate the premises when necessary.
-

Fire safety plan against power outage in the halls/hostels

1. Switch off and unplug all electrical appliances, and leave the lights (so that you know, when power is restored).
 2. Arrange to position your alternative light (such as chargeable Lamp; torchlight) at particular location in your room in order to find them easily.
 3. Switch off and unplug all electrical appliances just before you leave your room for lectures or any other place, (the last person to leave the room should be responsible for this).
 4. Switch off and unplug all electrical appliances just before you retire to bed. (Do this when even there is no power outage)
 5. Entreat your roommates to comply with all fire safety measures.
-

Fire safety plan against human activity

1. Avoid using several high-amperage appliances such as irons, stoves, water-heater, and other heat producing appliances on the same circuit.
2. Allow plenty of air space around televisions, computers, and stereos to prevent overheating.
3. Keep electrical cords away from heat-producing appliances such as toasters, heaters, irons, and stoves.
4. Maintain all electrical cords. Replace any cord that is cracked, frayed, or otherwise damaged.
5. Do not run extension cord under carpet or across doorways.
6. Keep heat producing appliances such as irons, stoves, and heater at least three feet (one meter) away from furniture, curtains, or any combustible material.

7. Never replace a fuse or circuit breaker with one that exceeds the amperage rating for a given circuit.
8. If a fuse blows or a circuit breaker tripped don't just replace or reset, it. Call in an electrician to correct the problem.
9. Before you retire to bed; switch off and unplug all electrical appliances except fridges. Do the same when you are leaving the Hall for any purpose.
10. Do not plug the water-heater, stove, kettle, pressing iron and leave your room for any reason. SWITCH IT OFF
11. Never forget to regularly check the socket or adapter that takes water heater, stove, kettle and pressing iron.
12. Never pinch an electrical cord against walls or furniture.
13. Do not plug electrical appliances such as iron, heater or stove and be engaged in other serious activities. Monitor them closely when in use.
14. Entrances or doors should not be obstructed with anything.
15. Do not plug electrical iron, heaters, rice cookers etc. on rubber extension board.
16. Burnt or broken sockets must be repaired by qualified electrician (always contact) the Hall Assistants.
17. Phones and laptops are not to be placed on bed while charging.
18. Always clean your cookers or the stove after cooking.

Kwame Nkrumah University of Science and Technology, Kumasi | Leaders In Change

●●● Visit us at  www.knust.edu.gh

 uro@knust.edu.gh

Follow KNUST on:

