

**KWAME NKRUMAH UNIVERSITY OF SCIENCE &
TECHNOLOGY (KNUST)**

CONSOLIDATED ACCOUNTS

FINANCIAL STATEMENTS FOR THE YEAR ENDED

31 December 2016



Adom Bofo & Associates
Chartered Accountants and Management Consultants
Mango Street Avenue
P. O. Box CT 3960
Cantonments
Accra

&

Opoku, Ando & Co
Chartered Accountants
SDA 8, Community 5, Tema
P. O. Box Co 1364, Tema

KWAME NKRUMAH UNIVERSITY OF SCIENCE & TECHNOLOGY
CONSOLIDATED ACCOUNTS
Financial Statement for the year ended 31 December 2016

CONTENTS	PAGES
ADDRESS	3
REPORT OF THE COUNCIL MEMBERS	4
REPORT OF THE AUDITORS	5
STATEMENT OF FINANCIAL PERFORMANCE	6
STATEMENT OF FINANCIAL POSITION	7
CASH FLOW STATEMENTS	9
NOTES TO THE FINANCIAL STATEMENTS	10–34

KWAME NKRUMAH UNIVERSITY OF SCIENCE & TECHNOLOGY
CONSOLIDATED ACCOUNTS

Financial Statement for the year ended 31 December 2016

ADDRESS

Kwame Nkrumah University of Science & Technology
Private Mail Bag
University Post Office
KNUST – Kumasi
Ghana.

AUDITORS

Adom Boafo & Associates
Chartered Accountants
Mango Street Avenue, Asylum Down
PMB CT 3960
Cantonments
Accra

BANKERS

GCB Bank
Ecobank Ghana Limited
Bank of Africa
Unibank Ghana Limited
Cal Bank
HFC Bank

**REPORT OF THE COUNCIL MEMBERS
FOR THE YEAR ENDED 31 DECEMBER 2016**


The Council Members present herewith the Audited Consolidated Financial Statements of KNUST for the year ended 31st December, 2016 comprising a Statement of Financial Position, a Statement of Financial Performance, a Statement of Cash Flows and a Statement of Changes in Accumulated Fund and report thereon as follows:-

- a) The Council acknowledges its duty to:
- i) Maintain proper Books of Accounts, and
 - ii) Prepare Consolidated Financial Statements which comply with The University of Science and Technology Act 80/81 of 1961 as amended by PNDCL 240, and Act 559 (1998) and Generally Accepted Accounting Principles (GAAPs) and give a true and fair view of the state of affairs and the operational results for the year.
- b) The Council confirms that the Consolidated Financial Statements and Notes (1-20) are in agreement with the Books and Records for the year.
- c) The Statement of Financial Position and this Report have been signed by two Members of the Council and the Finance Officer indicating the Council's approval of such Statement of Financial Position and annexed Financial Statements.

	2016 GH¢	2015 GH¢
d) The Balance brought forward on Accumulated Fund at the beginning of the year was	273,308,594	210,314,331
Prior Year Adjustments	<u>7,169,421</u>	<u>4,676,866</u>
Balance Restated	280,478,015	214,991,197
To which has been added the Surplus of Income over Expenditure for the year after charging all Expenses including Depreciation of	<u>94,448,763</u>	<u>58,317,397</u>
Resulting in a favourable balance carried forward on Accumulated Fund at the end of the year of	<u>374,926,778</u>	<u>273,308,594</u>

BY ORDER OF THE COUNCIL


CHAIRMAN OF COUNCIL


VICE CHANCELLOR


FINANCE OFFICER

KUMASI 26-09-2017



Adom Bofo & Associates

Chartered Accountants & Management Consultants • P. O. Box CT 3960
Cantonments-Accra • Tel: +233 (0) 302 788324 • Tel/Fax: +233 (0) 7011860



SDA 8, Community 5, Tema P. O. Box Co 1364, Tema
Tel: +233 (0) 30 320 2959 Fax: +233 (0) 30 321 0207
E-mail: opokuandoh@yahoo.com
Web: www.opokuandoh.com

REPORT OF THE INDEPENDENT AUDITORS' TO THE COUNCIL MEMBERS

We have audited the Consolidated financial statements comprising the Statement of Financial Performance, Statement of Financial Position, Statement of Changes in Net Asset/Accumulated Fund, Statement of Cash Flows, on pages 6-9 together with the attached notes 1-26 which have been prepared to comply with The University of Science and Technology Act, 1961 80/81 (1961) as amended by PNDCL 240 and Act 559 (1998) and the Generally Accepted Accounting Principles and the accounting policies set out on pages 6-20.

Respective Responsibilities of Council Members and Auditors

The Council Members are responsible for the preparation of Financial Statements. It is our responsibility to form an independent opinion, based on our audit, on those Statements and to report our opinion to you.

Basis of Opinion

We conducted our audit in accordance with International Standards on Auditing. Those Standards require that we comply with ethical requirements and we plan and perform our audit to obtain reasonable assurance as to whether the Financial Statements are free from material misstatement.

An audit involves performing procedures to obtain audit evidence about the amounts and disclosures in the Financial Statements. The procedures selected depend on the auditors' judgement, including the assessment of the risk of material misstatement of the Financial Statements, whether due to fraud or error. In making those risk assessments, the auditor considers internal controls relevant to the entity's preparation and fair presentation of the Financial Statements in order to design audit procedures that are appropriate in the circumstances, but not for the purpose of expressing opinion on the effectiveness of the entity's internal controls. An audit also includes evaluating the appropriateness of the accounting policies and the reasonableness of the accounting estimates made by the Council, as well as evaluating the overall presentation of the Financial Statements.

We believe that the audit evidence we have obtained is sufficient and appropriate to provide the basis of our audit opinion.

Opinion

In our opinion the Financial Statements give a true and fair view of the state of the University's affairs as at 31st December, 2016 and of its Excess of Income over Expenditure and the Statement of Cash Flows for the year then ended and have been properly prepared in accordance with the University of Science & Technology Act, Act 80/81 (1961) as amended by PNDCL 240 and Act 559 (1998) and the International Standards on Auditing.


Partner/Signing & Membership Number:
Prof. Kwame Adom-Frimpong – ICAG/P/1109
Lic. No. ICAG/F/2017/041

Date:

29/09/17




KWAME NKRUMAH UNIVERSITY OF SCIENCE & TECHNOLOGY
CONSOLIDATED ACCOUNTS
Financial Statement for the year ended 31 December 2016

STATEMENT OF FINANCIAL PERFORMANCE
FOR THE YEAR ENDED 31 DECEMBER 2016

	NOTES	2016 GH¢	2015 GH¢
INCOME			
Income from Regular Sources	17	358,421,906	286,339,271
Miscellaneous Income	18	<u>64,192,966</u>	<u>48,386,699</u>
		422,614,871	334,725,970
LESS EXPENDITURE			
Teaching Faculties	19	174,813,320	153,182,498
Research & Outreach	20	5,569,992	5,096,466
General Education Expenses	21	36,875,072	33,824,660
Library Expenses	22	3,086,565	2,497,539
Central Administration	23	15,819,001	12,667,119
Staff/Students Facilities	24	36,001,351	32,264,292
Municipal Services	25	36,645,421	22,681,557
Miscellaneous	26	2,119,975	1,671,430
Depreciation	2	<u>17,235,411</u>	<u>12,523,012</u>
		328,166,108	276,408,573
Excess of Income Over Expenditure		<u>94,448,763</u>	<u>58,317,397</u>

KWAME NKRUMAH UNIVERSITY OF SCIENCE & TECHNOLOGY
CONSOLIDATED ACCOUNTS
Financial Statement for the year ended 31 December 2016

STATEMENT OF FINANCIAL POSITION
AS AT 31 DECEMBER 2016

ASSETS	NOTES	2016 GH¢	2015 GH¢
NON-CURRENT ASSETS			
Property, Plant & Equipment	2	197,974,296	115,510,917
Prepayments	2(a)	-	1,707,230
Investments	3a	<u>47,025</u>	<u>47,025</u>
		198,021,321	117,265,171
CURRENT ASSETS			
Departmental Stocks & Stores	4	3,888,460	4,093,077
Unified Office-Ghana Universities	5	984,361	70,352
Special Advances	6	774,045	712,666
Sundry Deposits	7	36,567	156,063
Sundry Debtors	8	12,116,521	8,433,013
Staff Loans	9	714,716	520,699
Short-Term Investments	3b	157,880,809	97,442,406
Cash Funds	10	<u>72,956,353</u>	<u>96,546,815</u>
		249,351,832	207,975,092
TOTAL ASSETS		<u>447,373,153</u>	<u>325,240,263</u>
FUNDED BY			
Accumulated Fund	16	<u>374,926,778</u>	<u>273,308,594</u>
Total Grants & Fund		374,926,778	273,308,594
CURRENT LIABILITIES			
Bank Overdraft	11	801,667	1,352,112
Accounts Payable	12	18,732,730	9,743,410
Sundry Deposits	13	40,638,283	33,977,406
Accruals & Other Credit Balance	14	<u>537,533</u>	<u>1,658,741</u>
		60,710,214	46,731,669
NON-CURRENT LIABILITIES			
Medium-Term Loan	15	<u>11,736,161</u>	<u>5,200,000</u>
Total Liabilities		72,446,375	51,931,669
TOTAL FUNDS & LIABILITIES		<u>447,373,153</u>	<u>325,240,263</u>
 CHAIRMAN OF COUNCIL	 VICE CHANCELLOR	 FINANCE OFFICER	

KUMASI 26-09-2017

KWAME NKRUMAH UNIVERSITY OF SCIENCE & TECHNOLOGY
CONSOLIDATED ACCOUNTS
Financial Statement for the year ended 31 December 2016

CASH FLOW STATEMENT
FOR THE YEAR ENDED 31 DECEMBER 2016

	2016 GH¢	2015 GH¢
OPERATING ACTIVITIES		
Net Operating Income	94,448,763	58,317,397
Prior Year Adjustments	7,169,421	4,676,866
Loss on Sale of Motor Vehicle	31,654	-
Depreciation	<u>17,235,411</u>	<u>12,523,012</u>
Adjusted Operating Income	118,885,248	75,517,275
 (Increase)/Decrease in Departmental Stocks & Stores	 204,617	 (362,156)
(Increase)/Decrease in Unified Office - Ghana Universities	(914,009)	-
(Increase)/Decrease in Special Advances	(61,378)	(678,912)
(Increase)/Decrease in Prepayments	1,707,230	(1,707,230)
(Increase)/Decrease in Sundry Deposits	119,496	(23,856)
(Increase)/Decrease in Sundry Debtors	(3,683,508)	17,005,628
(Increase)/Decrease in Staff Loans	(194,017)	171,215
Increase/(Decrease) in Accounts Payable	8,989,320	(389,317)
Increase/(Decrease) in Sundry Deposits	6,660,877	8,602,355
Increase/(Decrease) in Accruals & Other Credit Balances	<u>(1,121,208)</u>	<u>(301,924)</u>
Changes in Working Capital	11,707,421	22,315,803
 Net cash inflow/Out from Operating Activities	 130,592,669	 97,833,078
 INVESTING ACTIVITIES		
Additions to Fixed Assets	(99,739,417)	(47,850,484)
Proceeds from Sale of Vehicles	<u>8,971</u>	<u>-</u>
Net Cash Inflow/(Outflow) from Investing Activities	(99,730,446)	(47,850,484)
 FINANCING ACTIVITIES		
Increase/(Decrease) in Medium-Term Loan	6,536,161	5,200,000
Increase/(Decrease) in Development Grants	<u>-</u>	<u>(154,165)</u>
Net Cash (Outflow)/Inflow from Financing Activities	6,536,161	5,045,835
 Increase/(Decrease) in Cash and Cash Equivalents	 37,398,386	 55,028,431

**NOTES TO THE FINANCIAL STATEMENT
FOR THE YEAR ENDED 31 DECEMBER 2016**

	2016 GH¢	2015 GH¢
Changes in Cash and Cash Equivalent During Year:		
Balances at beginning of Year:		
Cash/Bank	96,546,815	67,283,634
Short-Term Investments	97,442,406	72,853,886
Bank Overdraft	<u>(1,352,112)</u>	<u>(2,528,841)</u>
	192,637,110	137,608,679
Add Increase in Cash and Cash Equivalents during Year	<u>37,398,386</u>	<u>55,028,431</u>
	<u>230,035,495</u>	<u>192,637,110</u>
 Represented By:		
Cash/Bank	72,956,353	96,546,815
Short-Term Investments	157,880,809	97,442,406
Bank Overdraft	<u>(801,667)</u>	<u>(1,352,112)</u>
Balance as per Account	<u>230,035,495</u>	<u>192,637,110</u>

NOTES TO THE FINANCIAL STATEMENT
FOR THE YEAR ENDED 31 DECEMBER 2016

1. ACCOUNTING POLICIES

a) Stocks & Stores

These have been valued at lower of cost or net realisable value as at 31st December, 2016

b) Depreciation

These are on straight-line method at the following rates:

Asset	Rate %
Building & Structures	2
Production Equipment	10
Office Equipment	20
Computers and Related Equipment	25
Furniture, Fixtures & Fittings	25
Motor Vehicles	20

c) Grants

In previous years, amounts (Capital/Revenue) expended on specific grants were set off against the grant received and/or the balance on the grants brought forward.

In the current year, expenditure on Grants are charged to the relevant assets.

d) Non-Current Assets

These are stated at cost and include the cost plus additions less accumulated depreciation.

e) Foreign Currencies

Transactions in foreign currencies are translated on date of transactions and closing balances at closing rates on 31st December (the Balance Sheet date).

Differences are credited or debited appropriately in currency appreciation (equalisation) account.

f) Revenue

i. Fees shall be recognised as revenue when students validly register for that period;

**NOTES TO THE FINANCIAL STATEMENT
FOR THE YEAR ENDED 31 DECEMBER 2016**

- ii. Subvention from Government shall be recorded as and when received, and any deferred subvention shall be recorded in the period in which it is received;
- iii. Rent income shall be recognised in the period in which it relates
- iv. All other income shall be recognised in the period to which it relates.

g) *Expenditure*

- i. Revenue expenditure shall be expensed in the period in which the benefit is consumed by the University.
- ii. Capital expenditure is accounted for in accordance with the University Capitalisation Policy.
- iii. Research expenditure shall be fully written off in the period in which the expenditure is incurred.
- iv. Borrowing costs directly attributable to the acquisition, construction of a qualifying asset shall form part of the asset and capitalised. All other borrowing costs are recognised as revenue.
- v. Books and periodicals are written off in the year of acquisition.

NOTES TO THE FINANCIAL STATEMENT
FOR THE YEAR ENDED 31 DECEMBER 2016

2. PROPERTY, PLANT & EQUIPMENT

COST	Balance 1/1/2016	Adjustments	Adjusted Balance	Additions	Disposals/ Transfers	Balance 31/12/2016
Buildings & Structures	49,706,420	(2,281,456)	47,424,964	33,338,461		80,763,425
Work-In-Progress	27,803,183	-	27,803,183	75,793,846	(29,964,460)	73,632,568
Equipment	47,373,954	(2,792,429)	44,581,525	8,918,706	-	53,500,231
Computers & Related Equipment	5,704,352	928,132	6,632,484	3,589,231	-	10,221,714
Production Equipment	494,128	1,097,584	1,591,711	4,392,006	-	5,983,717
Furniture, Fixtures & Fittings	12,273,993	1,810,866	14,084,859	3,155,789	-	17,240,648
Motor Vehicles	<u>7,657,750</u>	<u>(25,041)</u>	<u>7,632,709</u>	<u>1,620,084</u>	<u>(162,500)</u>	<u>9,090,293</u>
	151,013,779	(1,262,345)	149,751,434	130,808,123	(30,126,960)	250,432,596
DEPRECIATION	Balance 1/1/2016	Adjustments	Adjusted Balance	Charge for Year	Disposals/ Transfers	Balance 31/12/2016
Buildings & Structures	3,659,946	(348,827)	3,311,119	1,537,790	-	4,848,909
Equipment	20,846,180	(787,263)	20,058,917	8,275,165	-	28,334,082
Computers & Related Equipment	1,461,485	255,399	1,716,884	2,542,568	-	4,259,453
Production Equipment	134,447	392,708	527,155	593,993	-	1,121,149
Furniture, Fixtures & Fittings	4,980,597	657,855	5,638,452	3,161,750	-	8,800,202
Motor Vehicles	<u>4,420,208</u>	<u>(327,970)</u>	<u>4,092,238</u>	<u>1,124,144</u>	<u>(121,875)</u>	<u>5,094,507</u>
	35,502,863	(158,099)	35,344,764	17,235,411	(121,875)	52,458,300
NET BOOK VALUE	115,510,917					197,974,296

**NOTES TO THE FINANCIAL STATEMENT
FOR THE YEAR ENDED 31 DECEMBER 2016**

2a. PREPAYMENTS

This represents expenditure incurred solely for acquisition of Equipment from Overseas. The Equipment was delivered in 2016.

2b. WORK-IN-PROGRESS	2016	2015
	GH¢	GH¢
Exams & lecture Hall	4,415,775	2,503,706
College of Agric. & Natural Resources Office Complex	-	3,872,867
Business School Complex	10,042,270	-
Faculty of Social Sciences Complex	5,003,894	-
Laboratory Equipment - College of Engineering	11,238,842	-
WIFI Project	2,283,948	-
KNUST Teaching Hospital	5,407,602	5,036,419
Pharmacy School Lecture Theatre Building	-	6,865,912
Faculty of Allied Health Sciences	1,295,069	-
SMS Clinical Hostel	2,179,372	-
University Printing Press Office Extension	-	1,823,208
College of Art & Built Environment	1,016,159	426,170
Inst. of Distance Learning: Kumasi Project	111,170	111,170
Inst. of Distance Learning: Tamale Project	3,648,682	172,500
Inst. of Distance Learning: Takoradi Project	21,028,633	5,917,287
Inst. of Distance Learning: Cape Coast Project	4,112,245	10,150
Unity Hall Tennis Court	52,279	52,279
Basic School	1,712,948	927,837
Africa Hall	83,680	83,680
	<u>73,632,568</u>	<u>27,803,183</u>

KWAME NKRUMAH UNIVERSITY OF SCIENCE & TECHNOLOGY
CONSOLIDATED ACCOUNTS

Financial Statement for the year ended 31 December 2016

**NOTES TO THE FINANCIAL STATEMENT
FOR THE YEAR ENDED 31 DECEMBER 2016**

INVESTMENTS

a. LONG-TERM INVESTMENTS

Main University: Shares Standard Chartered Bank	<u>47,025</u>	<u>47,025</u>
	<u>47,025</u>	<u>47,025</u>

b. SHORT TERM INVESTMENTS

Main University	85,132,107	29,451,582
KNUST Guest House	458,629	200,000
College of Engineering	2,560,545	3,657,367
College of Science	7,403,290	5,539,887
College of Art & Built Environment	3,492,559	2,875,089
College of Humanities & Social Sciences	19,881,641	21,709,160
College of Health Science	11,604,033	12,049,760
College of Agric. & Natural Resources	444,976	1,313,419
Institute of Distance Learning	13,502,449	14,927,068
University Health Services	625,388	29,820
Basic School	2,371,243	1,726,022
Photocopy Unit	1,719,459	95,040
University Printing Press	-	2,260,328
Office of Dean of Students	1,529,858	407,866
School of Graduate Studies	2,922,813	-
Africa Hall	200,000	200,000
Independence Hall	1,200,000	200,000
Queens Hall	700,000	-
University Hall	231,820	-
Unity Hall	1,400,000	400,000
Republic Hall	<u>500,000</u>	<u>400,000</u>
	<u>157,880,809</u>	<u>97,442,406</u>

**NOTES TO THE FINANCIAL STATEMENT
FOR THE YEAR ENDED 31 DECEMBER 2016**

c. Equity Shares in Standard Chartered Bank

Number of shares 148,500; Market Price per Share GH¢15.70

	2016	2015
	GHC	GHC
4. DEPARTMENTAL STOCK & STORES		
Main KNUST	798,411	811,250
College of Health Sciences	57,564	2,622
College of Art & Built Environment	3,606	10,122
College of Engineering	39,453	49,940
College of Agric. & Natural Resources	182,754	82,639
University Health Services	1,738,833	1,894,679
Photocopy Unit	407,594	452,046
University Printing Press	654,685	787,025
Senior Staff Club	<u>5,560</u>	<u>2,754</u>
	<u>3,888,460</u>	<u>4,093,077</u>
 5. UNIFIED OFFICE-GHANA UNIVERSITIES	 <u>984,361</u>	 <u>70,352</u>
 6. SPECIAL ADVANCES		
Main KNUST	533,837	184,207
College of Art & Built Environment	164,623	476,755
College of Agriculture & Natural Resources	75,585	-
Office of Dean of Students	-	50,000
Accra Guest House	<u>-</u>	<u>1,705</u>
	<u>774,045</u>	<u>712,666</u>

KWAME NKRUMAH UNIVERSITY OF SCIENCE & TECHNOLOGY
CONSOLIDATED ACCOUNTS
Financial Statement for the year ended 31 December 2016

**NOTES TO THE FINANCIAL STATEMENT
FOR THE YEAR ENDED 31 DECEMBER 2016**

7. SUNDRY DEPOSITS

College of Art & Built Environment	-	95,640
College of Humanities & Social Sciences	36,567	36,567
College of Agric & Natural Resources	-	23,856
	<u>36,567</u>	<u>156,063</u>

8. SUNDRY DEBTORS

Main KNUST	3,512,313	675,019
KNUST Guest House	87,656	56,759
College of Engineering	88,424	115,265
College of Science	479,070	428,297
College of Humanities & Social Sciences	205,694	248,201
College of Art & Built Environment	671,460	317,962
College of Health Sciences	34,621	14,621
College of Agric. & Natural Resources	620,450	-
Institute of Distance Learning	56,496	29,496
School of Graduate Studies	-	362
University Health Services	3,470,255	1,572,895
Basic Schools	978,118	686,618
Photocopy Unit	171,872	1,902,569
University Printing Press	1,577,055	2,175,680
Office of Dean of Students	3,350	6,134
Senior Staff Club	92,941	86,461
Africa Hall	4,333	-
Independence Hall	29,607	11,845
Queens Hall	7,288	104,830
Unity Hall	<u>25,520</u>	<u>-</u>
	<u>12,116,521</u>	<u>8,433,013</u>

KWAME NKRUMAH UNIVERSITY OF SCIENCE & TECHNOLOGY
CONSOLIDATED ACCOUNTS
Financial Statement for the year ended 31 December 2016

**NOTES TO THE FINANCIAL STATEMENT
FOR THE YEAR ENDED 31 DECEMBER 2016**

9. STAFF LOANS

	2016	2015
	GH¢	GH¢
Main KNUST	295,804	204,798
KNUST Guest House	140	6,750
College of Engineering	39,130	43,621
College of Art & Built Environment	19,017	13,427
College of Science	4,089	10,081
College of Humanities & Social Sciences	73,568	36,853
College of Health Science	13,878	26,248
College of Agric. & Natural Resources	51,121	61,265
Institute of Distance Learning	2,811	780
Basic School	157,269	106,821
Photocopy Unit	10,501	4,389
University Printing Press	<u>47,390</u>	<u>5,667</u>
	<u>714,716</u>	<u>520,699</u>

**NOTES TO THE FINANCIAL STATEMENT
FOR THE YEAR ENDED 31 DECEMBER 2016**

10. CASH FUNDS

Main KNUST	30,133,538	56,107,039
KNUST Guest House	44,701	152,312
College of Engineering	19,410,964	7,380,093
College of Art & Built Environment	1,034,028	2,048,798
College of Science	2,517,441	2,091,400
College of Humanities & Social Sciences	3,884,927	5,772,944
College of Health Science	3,675,033	3,803,221
College of Agric. & Natural Resources	6,330,925	10,106,734
Institute of Distance Learning	2,158,515	1,921,580
University Health Services	251,086	1,086,175
Basic School	3,740	312,041
Photocopy Unit	604,905	1,558,716
University Printing Press	214,253	375,479
Office of Dean of Students	223,632	821,626
School of Graduate Studies	1,105,571	1,318,733
Senior Staff Club	16,093	-
Africa Hall	101,796	39,179
Independence Hall	137,570	563,687
Queens Hall	63,044	134,807
University Hall	132,429	199,901
Unity Hall	547,395	715,349
Republic Hall	364,766	37,000
	<u>72,956,353</u>	<u>96,546,815</u>

KWAME NKRUMAH UNIVERSITY OF SCIENCE & TECHNOLOGY
CONSOLIDATED ACCOUNTS
Financial Statement for the year ended 31 December 2016

**NOTES TO THE FINANCIAL STATEMENT
FOR THE YEAR ENDED 31 DECEMBER 2016**

11. BANK OVERDRAFT

	2016 GH¢	2015 GH¢
Main KNUST	198,664	-
College of Engineering	37,396	104,247
University Health Services	-	16,647
Senior Staff club	-	1,467
College of Humanities & Social Sciences	578	-
Institute of Distance Learning	<u>565,028</u>	<u>1,229,751</u>
	<u>801,667</u>	<u>1,352,112</u>

12. ACCOUNTS PAYABLE

Main KNUST	8,298,259	5,353,088
KNUST Guest House	16,486	15,602
College of Engineering	70,675	36,388
College of Science	151,829	2,810
College of Humanities & Social Sciences	387,569	320,219
College of Art & Built Environment	253,579	138,260
College of Health Science	343,968	14,962
College of Agric. & Natural Resources	764,375	1,114,245
Institute of Distance Learning	6,258,040	788,268
University Health Services	814,472	890,976
Basic Schools	26,492	10,740
Photocopy Unit	346,619	238,523
University Printing Press	833,591	455,154
Office of Dean of Students	26,789	5,998
School of Graduate Studies	11,909	-
Senior Staff Club	3,070	4,913

KWAME NKRUMAH UNIVERSITY OF SCIENCE & TECHNOLOGY
CONSOLIDATED ACCOUNTS
Financial Statement for the year ended 31 December 2016

**NOTES TO THE FINANCIAL STATEMENT
FOR THE YEAR ENDED 31 DECEMBER 2016**

	2016 GH¢	2015 GH¢
Republic Hall	3,199	3,361
Africa Hall	1,961	797
Independence Hall	65,697	16,483
Queens Hall	13,142	10,087
Unity Hall	-	2,985
University Hall	<u>41,009</u>	<u>319,553</u>
	<u>18,732,730</u>	<u>9,743,410</u>
13. SUNDRY DEPOSITS		
Main KNUST	10,106,791	13,207,224
College of Engineering	16,540,353	4,957,208
College of Art & Built Environment	837,440	799,298
College of Science	1,226,123	2,203,687
College of Humanities & Social Sciences	55,559	88,129
College of Health Science	218,516	299,909
College of Agric. & Renewable Resources	11,297,727	12,196,020
University Health Services	12,322	22,832
Basic School	240,292	183,812
Office of Dean of Students	25,000	-
Independence Hall	-	1,000
Queens Hall	-	868
University Hall	<u>78,161</u>	<u>17,419</u>
	<u>40,638,283</u>	<u>33,977,406</u>

KWAME NKRUMAH UNIVERSITY OF SCIENCE & TECHNOLOGY
CONSOLIDATED ACCOUNTS
Financial Statement for the year ended 31 December 2016

**NOTES TO THE FINANCIAL STATEMENT
FOR THE YEAR ENDED 31 DECEMBER 2016**

14. ACCRUALS & OTHER CREDIT BALANCES

	2016 GH¢	2015 GH¢
Main KNUST	517,933	1,138,454
College of Art & Built Environment	-	44,418
College of Health Science	-	20,715
University Health Services	19,600	-
University Printing Press	<u>-</u>	<u>455,154</u>
	<u>537,533</u>	<u>1,658,741</u>

15. MEDIUM-TERM LOAN

Institute of Distance Learning	<u>11,736,161</u>	<u>5,200,000</u>
--------------------------------	--------------------------	-------------------------

16. STATEMENT OF CHANGES IN ACCUMULATED FUND

Balance as at 1st January	273,308,594	210,314,331
Prior Year Adjustment	<u>7,169,421</u>	<u>4,676,866</u>
	280,478,015	214,991,197
Excess of Income over Expenditure	<u>94,448,763</u>	<u>58,317,397</u>
Balance as at 31 December	<u>374,926,778</u>	<u>273,308,594</u>

**NOTES TO THE FINANCIAL STATEMENT
FOR THE YEAR ENDED 31 DECEMBER 2016**

17. INCOME FROM REGULAR SOURCES

	2016	2015
	GH¢	GH¢
Main KNUST	260,377,921	191,932,140
College of Engineering	5,271,265	7,384,158
College of Art & Built Environment	4,633,487	6,339,157
College of Science	4,649,254	4,935,434
College of Humanities & Social Sciences	16,521,699	14,920,542
College of Health Science	14,718,219	15,400,807
College of Agric. & Natural Resources	2,124,155	2,097,085
Institute of Distance Learning	35,665,008	34,815,008
Basic School	2,888,286	2,167,981
School of Graduate Studies	4,139,759	1,680,650
Africa Hall	750,352	507,657
Independence Hall	1,205,537	696,985
Queens Hall	1,228,221	718,781
University Hall	1,297,161	735,476
Unity Hall	1,880,996	1,158,531
Republic Hall	<u>1,070,585</u>	<u>848,882</u>
	<u>358,421,906</u>	<u>286,339,271</u>

KWAME NKRUMAH UNIVERSITY OF SCIENCE & TECHNOLOGY
CONSOLIDATED ACCOUNTS
Financial Statement for the year ended 31 December 2016

**NOTES TO THE FINANCIAL STATEMENT
FOR THE YEAR ENDED 31 DECEMBER 2016**

18. MISCELLANEOUS INCOME

Main KNUST	17,224,663	14,526,592
KNUST Guest House	1,525,664	1,412,549
College of Engineering	5,345,480	4,082,336
College of Art & Built Environment	1,799,143	1,682,673
College of Science	2,094,977	1,896,919
College of Humanities & Social Sciences	8,074,470	3,874,107
College of Health Science	3,631,429	2,559,079
College of Agric. & Natural Resources	2,263,478	2,434,386
Institute of Distance Learning	3,857,196	2,823,297
University Health Services	7,821,872	4,839,475
Basic School	354,263	170,473
Photocopy Unit	2,456,036	1,805,804
University Printing Press	4,791,540	4,268,354
Office of Dean of Students	1,300,403	1,044,512
School of Graduate Studies	432,213	-
Senior Staff Club	159,228	135,940
Africa Hall	109,762	109,573
Independence Hall	281,783	283,471
Queens Hall	191,537	83,402
University Hall	42,496	54,511
Unity Hall	229,163	158,421
Republic Hall	206,170	140,823
	<u>64,192,966</u>	<u>48,386,699</u>
Total Income	<u>422,614,871</u>	<u>334,725,970</u>

KWAME NKRUMAH UNIVERSITY OF SCIENCE & TECHNOLOGY
CONSOLIDATED ACCOUNTS
Financial Statement for the year ended 31 December 2016

**NOTES TO THE FINANCIAL STATEMENT
FOR THE YEAR ENDED 31 DECEMBER 2016**

19. TEACHING FACULTIES

	2016	2015
	GH¢	GH¢
College of Engineering	22,007,017	18,844,854
College of Art & Built Environment	22,829,756	17,239,462
College of Science	19,149,871	16,295,489
College of Humanities & Social Sciences	27,608,145	26,573,585
College of Health Science	35,918,293	30,577,695
College of Agric. & Natural Resources	15,723,798	14,895,383
Institute of Distance Learning	<u>31,576,440</u>	<u>28,756,030</u>
	<u>174,813,320</u>	<u>153,182,498</u>

20. RESEARCH & OUTREACH

Office Of Dean Of Students	1,842,600	1,737,934
Centre For Cultural Studies	630,334	643,612
School Of Graduate Studies	2,375,714	2,036,776
Bureau Of Inter Rural Dev.	<u>721,344</u>	<u>678,144</u>
	<u>5,569,992</u>	<u>5,096,466</u>

**NOTES TO THE FINANCIAL STATEMENT
FOR THE YEAR ENDED 31 DECEMBER 2016**

21. GENERAL EDUCATION EXPENSES

	2016 GH¢	2015 GH¢
Official Ceremonies/Matriculation/Congregation	2,957,844	5,394,649
Advertising & Recruitment	71,745	61,277
Admission Expenses	594,744	270,714
National Health Insurance Scheme	653	347
Academic Board & Sub Committees	923,258	700,325
Posts And Telecommunications	186,994	162,258
Affiliation Expenses	241,191	395,222
Grants & Research Office	6,119	5,755
Examination Expenses	5,763,879	4,482,751
Study & Sabbatical Leave	287,310	281,874
Staff Curriculum Development (Short Courses)	453,238	682,622
Conferences & Special Research	301,895	268,957
Official Publications	108,650	301,799
National Service Expenses	36,430	10,500
Info & Communication Tech	2,002,249	1,966,744
Central Classroom Block Expenses	5,358	3,419
Central Laboratory Expenses	131,724	59,417
Pensions & Gratuities	8,168,933	6,848,605
Ex-Gratia Awards	6,077,698	5,433,577
Medical Expenses	1,073,747	993,476
Overseas Passages	378,892	518,256
Baggage Expenses	296,942	207,039
Alumni	2,480	86,285
Contingencies	-	109,347
Accreditation Expenses	-	21,050
Financial Support to others	1,401,181	-

KWAME NKRUMAH UNIVERSITY OF SCIENCE & TECHNOLOGY
CONSOLIDATED ACCOUNTS
Financial Statement for the year ended 31 December 2016

**NOTES TO THE FINANCIAL STATEMENT
FOR THE YEAR ENDED 31 DECEMBER 2016**

	2016 GH¢	2015 GH¢
Photocopy Unit	1,755,446	1,295,712
University Printing Press	<u>3,646,474</u>	<u>3,262,683</u>
	<u>36,875,072</u>	<u>33,824,660</u>

22. LIBRARY EXPENSES

Library Books/Periodicals Expenses	217,557	146,579
Library Running Cost	2,869,009	2,327,449
Photographic Unit	<u>-</u>	<u>23,512</u>
	<u>3,086,565</u>	<u>2,497,539</u>

23. CENTRAL ADMINISTRATION

Vice Chancellor's/Planning Unit	3,819,741	3,041,685
Registry	4,648,965	4,117,665
Finance Office	3,623,650	2,899,264
Internal Audit	1,238,566	1,063,532
University Council Expenses	<u>2,488,079</u>	<u>1,544,972</u>
	<u>15,819,001</u>	<u>12,667,119</u>

24. STAFF & STUDENT FACILITIES

Main KNUST	4,314,098	5,407,444
KNUST Guest House, Accra	1,494,571	1,384,769
University Health Services	15,167,826	12,732,152
KNUST Basic School	7,804,354	7,037,704
Senior Staff Club	309,377	288,913
Hale & Hearty Sports Centre	31,730	31,858
Post Graduate Hostel	64,168	66,011
Africa Hall	820,607	768,313

KWAME NKRUMAH UNIVERSITY OF SCIENCE & TECHNOLOGY
CONSOLIDATED ACCOUNTS
Financial Statement for the year ended 31 December 2016

**NOTES TO THE FINANCIAL STATEMENT
FOR THE YEAR ENDED 31 DECEMBER 2016**

	2016 GH¢	2015 GH¢
Independence Hall	1,089,963	785,740
Queens Hall	1,143,978	983,234
University Hall	1,196,483	661,256
Unity Hall	1,373,011	1,141,523
Republic Hall	<u>1,191,184</u>	<u>975,375</u>
	<u>36,001,351</u>	<u>32,264,292</u>

25. MUNICIPAL SERVICES

	2016 GH¢	2015 GH¢
Development Office	1,423,450	1,311,133
Stores & Supplies Dept	706,788	584,587
Estate Office	613,299	463,116
Fire Prevention	229,048	175,836
Grounds & Gardens	926,791	1,073,823
Maintenance & Essential Services	3,173,710	2,314,781
Security Services	5,170,812	4,054,031
Transport Organisation	379,249	384,543
Roads & Culverts	-	18,901
Sewerages & Water	5,558,855	1,918,898
Maintenance Of Furniture & Fittings	44,704	31,914
Maintenance Of Buildings & Structures	2,912,665	3,108,690
Maintenance Of Vehicles	854,237	566,645
Maintenance Of Equipment	76,661	14,318
Maintenance Of Computers & Accessories	10,906	81,613
Building Rehabilitation	37,223	-
Electricity	12,724,772	5,828,530
Generator Running	-	64,972

KWAME NKRUMAH UNIVERSITY OF SCIENCE & TECHNOLOGY
CONSOLIDATED ACCOUNTS
Financial Statement for the year ended 31 December 2016

**NOTES TO THE FINANCIAL STATEMENT
FOR THE YEAR ENDED 31 DECEMBER 2016**

	2016 GH¢	2015 GH¢
Minor Works	<u>1,802,253</u>	<u>685,227</u>
	<u>36,645,421</u>	<u>22,681,557</u>
26. MISCELLANEOUS		
Legal Expenses	71,574	128,035
Audit Expenses	116,662	121,819
Insurance	169,833	260,997
Subscription	193,606	157,337
Vice Chancellors' Ghana	243,903	220,450
Payroll Expenses/Computer Materials	32,270	16,187
Loss on Foreign Currency	298,524	-
Bank Charges	713,529	528,446
Prizes and Awards	18,622	-
Customs/Import Charges	3,634	5,028
Loss on Sale of Motor Vehicle	31,654	-
Audit Fees (26a)	<u>226,164</u>	<u>233,131</u>
	<u>2,119,975</u>	<u>1,671,430</u>
26(a) Audit Fees		
Provision for Audit Fees 2016	245,670	
Over-provision in 2015	<u>(19,505)</u>	
	<u>226,164</u>	

**NOTES TO THE FINANCIAL STATEMENT
FOR THE YEAR ENDED 31 DECEMBER 2016**

1 INCOME FROM REGULAR SOURCES

Reference (Note 17)

	2016	2015
	GH¢	GH¢
Government Subvention	193,408,407	141,791,512
Tuition Fees: Ghanaian Fee Paying Students	57,025,322	62,500,182
Registration and Admissions	7,046,535	5,780,222
Re-sit Examinations Fees	3,888,029	1,405,025
Rent Receivable	1,388,210	1,300,861
Interest on Staff Loans	9,671	14,442
Education Grant	-	2,424,268
Academic Facility User Fees	47,893,921	25,242,582
Tuition Fees: International Students	18,886,727	23,049,613
Residential Facility User Fees	8,331,767	5,113,593
Congregation Income	3,584,435	3,922,033
Parallel/Part Time Fees	12,492,822	10,330,082
Short Courses	125,872	-
Bench Fees	708,091	761,400
Introductory Letters/Transcript	748,565	538,316
Basic School Fees	<u>2,883,531</u>	<u>2,165,140</u>
	<u>358,421,906</u>	<u>286,339,271</u>

**NOTES TO THE FINANCIAL STATEMENT
FOR THE YEAR ENDE 31 DECEMBER 2016**

GOVERNMENT SUBVENTION

	2016 GH¢	2015 GH¢
Personnel Emoluments	168,281,445	127,801,358
Administration & Service	18,768,545	7,917,260
Grants	-	389,944
Book & Research Allowance	<u>6,358,418</u>	<u>5,682,950</u>
	<u>193,408,407</u>	<u>141,791,512</u>

1. MISCELLANEOUS INCOME
Reference (Note 18)

Hire Of Gowns And Hoods	7,570	6,990
Car Stickers/Id Cards	24,695	34,889
Other Incomes	4,626,938	4,299,419
Donations	275,601	1,352,094
Interest On Investment	29,823,007	15,775,318
Interest On Bank Deposit	-	57,354
Great Hall Income	88,800	19,970
Market Rent/Tolls	180,647	7,235
Production Unit	818,616	1,368,293
Grant	10,000	-
Hospital Income	7,821,872	4,839,475
Guest House Income	3,764,056	3,750,498
Security Service Income	37,860	13,880

KWAME NKRUMAH UNIVERSITY OF SCIENCE & TECHNOLOGY
CONSOLIDATED ACCOUNTS
Financial Statement for the year ended 31 December 2016

**NOTES TO THE FINANCIAL STATEMENT
FOR THE YEAR ENDED 31 DECEMBER 2016**

	2016 GH¢	2015 GH¢
Affiliation Income	1,361,534	714,089
Fuel Store	8,898	70,773
Exchange Variation	4,128,623	5,801,844
Consultancy	1,083,747	1,546,312
Hire of University Facilities	86,001	48,834
Projects	1,743,678	2,147,653
Photocopy Unit	2,456,036	1,805,804
Printing Press	4,791,540	4,268,354
Students maintenance	2,790	25,520
Conferences	<u>1,050,458</u>	<u>432,102</u>
	<u>64,192,966</u>	<u>48,386,700</u>

2. TEACHING FACULTIES

Reference (Note 19)

Personnel Emoluments	111,284,213	93,012,206
Parallel/Part-time Programmes	17,676,870	25,448,741
Honorarium	449,676	839,272
Books and Periodicals	143,641	155,530
Travel and Subsistence	5,951,176	1,658,832
Materials and Consumables	3,489,176	2,155,061
Fuel & Lubricants	862,485	545,338
Office Expenses	2,693,532	3,365,862
Maintenance of Buildings, equipment, etc.	2,687,347	2,883,457
Maintenance of Vehicle	779,294	860,910

KWAME NKRUMAH UNIVERSITY OF SCIENCE & TECHNOLOGY
CONSOLIDATED ACCOUNTS
Financial Statement for the year ended 31 December 2016

**NOTES TO THE FINANCIAL STATEMENT
FOR THE YEAR ENDED 31 DECEMBER 2016**

	2016 GH¢	2015 GH¢
General Transport Expenses	318,413	200,862
Post and Telecommunication	64,614	84,790
Accommodation	280,241	109,855
Electricity and Water	203,427	78,667
Official Ceremonies and Meetings	5,118,774	3,808,067
Research and Conferences	1,704,764	2,041,459
Internet & ICT Expenses	83,138	831,862
Bank Charges	1,435,698	834,227
Examinations	8,325,399	6,755,383
Consultancy	294,561	420,811
National Service Personnel	23,553	24,018
Bench Fees	-	449,682
Staff Training and Welfare	202,680	225,175
Donations	75,868	76,549
Hire of Equipment, Vehicles, etc.	135,705	171,817
Guest House Expenses	2,034,928	2,232,665
Maintenance of Grounds and Gardens	424,620	279,049
Import Charges	13,804	61,377
Production Unit Costs	278,661	364,394
Admissions and Registration	1,647,732	1,003,221
Minor Works	139,181	62,362
Field trips	903,135	683,954
Security Services	60,630	-
Subscriptions	3,626,719	919,799
Students Welfare	62,275	131,598
Audit Expenses	8,797	54
Insurance	113,476	173,140
Advertisements	112,352	73,638
Affiliation expenses	27,606	36,215
Accreditation Expenses	325,158	52,869
Exchange Loss	-	46,014
Project Costs	<u>750,002</u>	<u>23,720</u>
	<u>174,813,320</u>	<u>153,182,498</u>

KWAME NKRUMAH UNIVERSITY OF SCIENCE & TECHNOLOGY
CONSOLIDATED ACCOUNTS

Financial Statement for the year ended 31 December 2016

NOTES TO THE FINANCIAL STATEMENT
FOR THE YEAR ENDED 31 DECEMBER 2016

4. RESEARCH AND OUTREACH

Reference (Note 20)

	2016	2015
	GH¢	GH¢
Personnel Emoluments	3,055,966	2,673,015
Honorarium	54,440	38,850
Books and Periodicals	2,916	2,021
Travel and Subsistence	14,398	-
Materials and Consumables	109,882	148,327
Office Expenses	1,200	83,743
Printing and Stationery	81,387	85,764
Maintenance of Buildings, equipment, etc.	258,387	493,429
General Transport Expenses	13,950	43,904
Post and Telecommunication	29,429	21,553
Accommodation	1,140	3,349
Official Ceremonies and Meetings	55,057	9,602
Research and Conferences	200,127	141,033
Internet and ICT Charges	-	33,269
Bank Charges	20,498	7,308
Examinations	1,320,343	1,033,749
Consultancy	-	68,593
National service Personnel	43,216	20,550
Staff Training and Welfare	-	28,218
Maintenance of Grounds and Gardens	8,194	6,542
Admissions and Registration	59,138	29,102
Students Welfare	132,758	79,061
Audit Expenses	216	-
Insurance	19,477	1,378
Advertisements	35,756	23,515
Maintenance of Vehicle	24,410	10,137
Fuel and Lubricants	<u>27,708</u>	<u>10,454</u>
	<u>5,569,992</u>	<u>5,096,466</u>

**NOTES TO THE FINANCIAL STATEMENT
FOR THE YEAR ENDED 31 DECEMBER 2016**

5. LIBRARY EXPENSES

Reference (Note 22)

Personnel Emoluments	2,797,920	2,250,102
Books and Periodicals	217,557	170,091
Office Expenses	13,729	7,606
Printing and Stationery	6,521	7,076
Travel and Subsistence	26,237	47,382
Materials and Consumables	11,605	14,845
Official Ceremonies and Meetings	2,761	-
Fuel and Lubricants	10,236	-
General Transport Expenses	-	437
	<u>3,086,565</u>	<u>2,497,539</u>

6. CENTRAL ADMINISTRATION

Reference (Note 23)

	2016 GH¢	2015 GH¢
Personnel Emoluments	11,869,190	9,986,507
Travel and Subsistence	297,351	324,557
Materials and Consumables	505,886	85,155
Office Expenses	116,724	137,076
Printing and Stationery	195,161	441,155
Official Ceremonies and Meetings	60,633	113,873
Fuel and Lubricants	285,200	33,824
Staff Training and Welfare	776	-
University Council Expenses	<u>2,488,079</u>	<u>1,544,972</u>
	<u>15,819,001</u>	<u>12,667,119</u>